

Amiga™ 7236 Skirted Air Bath Bathtub

Letter	Description	English	Metric
-	Drain Location	End Drain	End Drain
-	Blower Location	Opposite end of drain	Opposite end of drain
-	Cutout	N/A	N/A
-	Total Weight	1048 lb	476 kg
-	Floor Loading	58.2 lb/ft ²	285 kg/m ²
-	Operating Gallons (Min/Max)	39 Gal / 78 Gal	147L / 295L
-	Product Weight	98 lb	44 kg
L	Outer Length	72.00"	1829 mm
W	Outer Width	36.00"	914 mm
H	Overall Height	20.75"	527 mm
A	Overflow Height	15.25"	387 mm
B	Long Edge to Drain Center	14.00"	356 mm
C	Short Edge to Drain Center	18.00"	457 mm
D	Drain Shoe Length	10.40"	264 mm
E	Flange Height	1.00"	26 mm
F	Deck Width	3.75"	95 mm
G	Service Access Dimensions	N/A	N/A
I	Floor Cutout for Drain	12.00" x 4.00"	305 mm x 102 mm
J	Interior Dimensions: J(W) x J(L)	22.00" x 45.00"	559 mm x 1143 mm
-	Number of Injectors	36	36

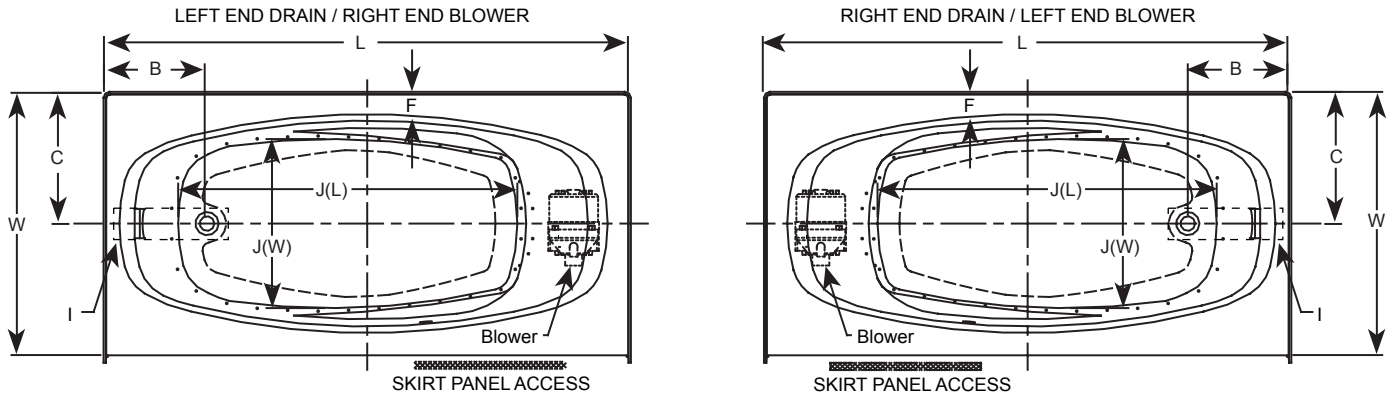
NOTE

The overall dimensions are nominal with a tolerance of +0 and -.25" (6mm).

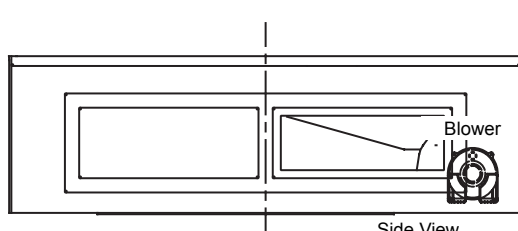
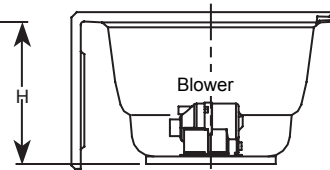
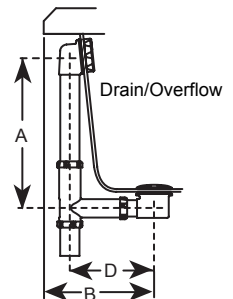
 Electrical Specifications
 (Each component requires a separate, dedicated GFCI protected circuit)

Blower

120V 15A 60HZ

Key Dimensions


*Deck width reflects only area indicated on detail.


 Side View
 (LH Drain)

 End View
 (LH Drain)


NOTE: Drawings not to scale.